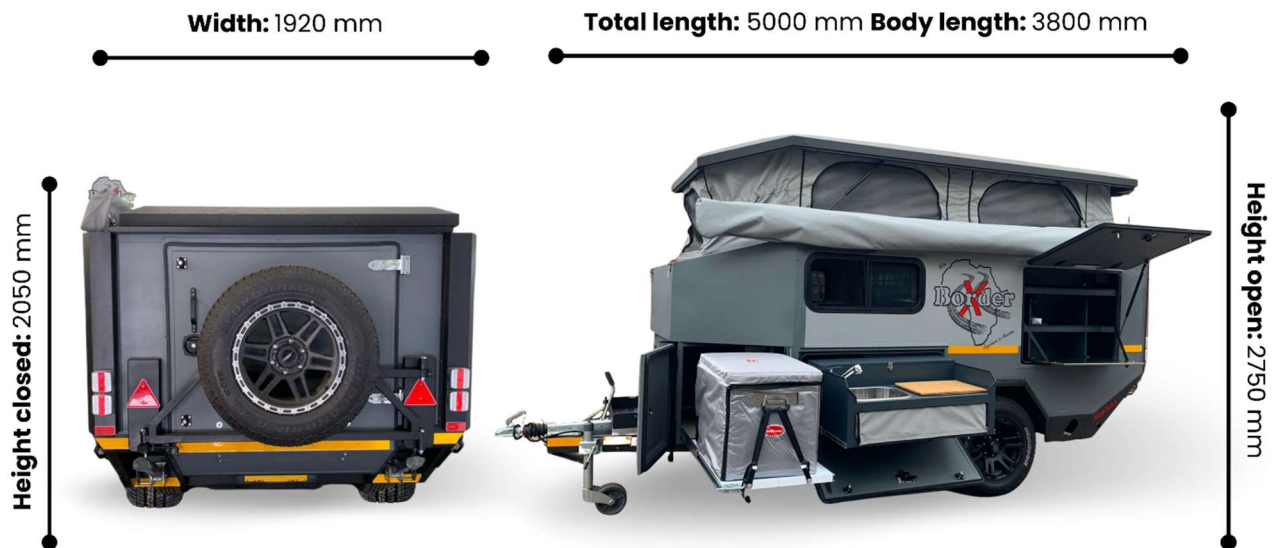


Border **EXTREME**



General Specification



Net weight: 920 kg

Payload: 380 kg/680 kg

GVM: 1300 kg/1600 kg

Body construction: Composite honeycomb panels with aluminum structure. Painted with Raptor coating

Finishing: honeycomb & Aluminum


Axle type: 1 x 2,000kg rated independent suspension

Suspension type: 2 coils and 4 shocks independent

Chassis: 3CR12 Stainless steel

Wheel size: 17-inch 265/65 all-terrain tyres (upgrade available to client spec)

With a market-leading chassis built from 3CR12 Stainless steel, sheet metal laser cut and bent to perfection, and supported by a fully independent coil suspension with 4 shocks, it forms the perfect foundation for African roads. While the main body/shell is built from first-grade composite materials bonded together with the technologies found in the boating and aviation industry ensuring protection against the elements while you are sleeping. Raptor paint is used for the final coating to ensure all joints are dust and waterproof. No wood is used in the construction of the main shell, to ensure a wood rot free camping experience.



Standard Equipment

- Gas geyser with hot & cold connection to all taps
- Slide-out for Fridge/Freezer [600 mm x 900 mm x 600 mm]
- Slide-out kitchen: *2 plate gas hop + Extra-large washup basin with a shower head that can be extended, and storage beneath + Storage box with lid [1000 mm x 220 mm x 400 mm]*
- Large outside kitchen [1580 mm x 900 mm x 350 mm] **+ Fold down table + 2 x 220V socket, 2 x 12V USB connection, 1 x 12V Merit Socket or 1 x 12V Cigarette socket + Top shelf can be made to be accessible from inside.**
- Nose storage place for gas cylinder
- 1 x 75 litre water tank
- 4 caravan stabilizers
- 1 spare tyre mounted on the unbacked hub
- Additional storage compartment accessible on right-hand side [400 mm x 1000 mm x 750 mm]
- External Lighting: **3 x dimmable LED lights** (white / yellow)
- Inside Electricals: **220V to 12V Victron charging system with Bluetooth connectivity + 6 Way fuse box + 220V Circuit breaker box + 12V monitor system + 1 x double 220V socket, 2 x 12V USB connection, 1 x 12V Cigarette socket + 2 x LED lights + Space for 2 x 105Ah batteries**
- Berths (depending on layout): **Main bed [2000 mm x 1860 mm], with high quality 150 mm mattress OR + 2 single beds [2000 mm x 750 mm] + Optional* kid's bed [±1900 mm x 750 mm]**
- Depending on the layout option: *Shelving designed to take black ammo crates if required + Can upgrade to drawer system + Storage for Porta-potty + Basin*
- Space for microwave inside caravan
- 1 x 1kg fire extinguisher



Equipment Optional

- Bundutec 360 awning, 7 tent poles, and installation.
- Full tent or separate side walls available: solid, windows and doors & draft skirt
- Nose protector covers
- Additional windows & blinds
- Fridges/Freezers
- 1 x 60 litre water tank
- 12V Victron monitor system with Bluetooth connectivity upgrade
- Solar panel with Victron MPPT Bluetooth-enabled charger.
- Deep cycle batteries
- Ewiks movers
- 9 000BTU split aircon
- Victron inverter
- Upgrade to other spec tires and rims
- Upgrade to inside drawer system
- Fitting out of the kitchen with foam cut-outs
- Dinette area
- Safe/strong box
- Camping table
- Electrical lead
- Step 2 tier
- Porta-potty
- Outside shower
- And lots more



Chassis and Suspension

The BorderX Chassis forms the backbone of our design. This provided a class-leading foundation that will enable you to take your adventure to the next level.

The fully independent axle swing arms with 2 coils springs and 4 shocks guarantee stability and peace of mind.

By matching the tow vehicle tire sizes, the spare wheel will be interchangeable providing you with peace of mind.

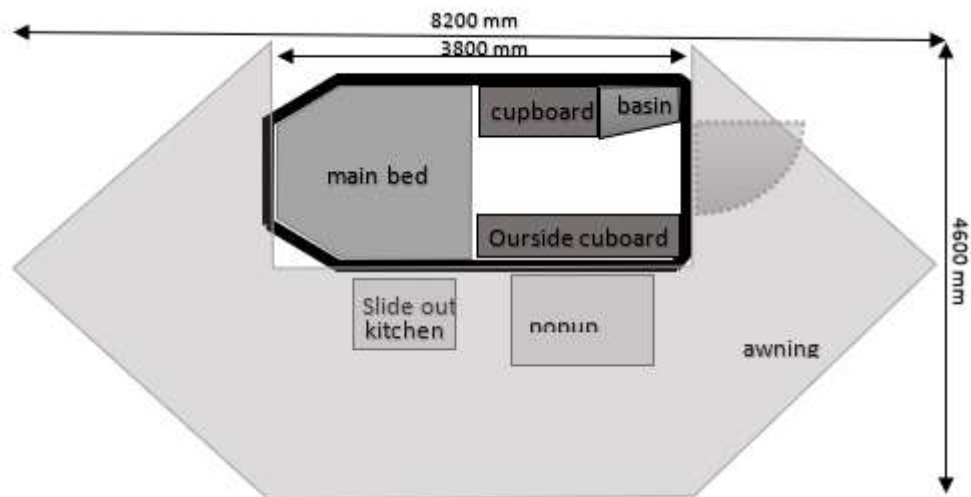


Awning

We use Bundutec as our main suppliers for our awnings.

The top of the awning is covered with an aluminized spray which reflects heat away from the awning. We have found a 3 – 5-degree difference in temperature below the awning compared to normal canvas when tested.

It features two pivot points for easy setup in its 360 design. The BunduAwn has ample downward slope for improved water run-off and boasts the largest surface area with the easiest set-up.



Tent, Sides & Tent Extension

We also offer separate sides for the awning and a draft skirt as needed, or you can take it as a full tent from the start.



You also have an option to only close the section at the spare wheel, to form an “add-a-room”.




Tent, Sides & Tent Extension-continue

Need even more coverage? Then investigate our Awning Extension.



We can even provide sides for this extension as well.



Standard External Living Space

For the entertainer among us, the BorderX Expedition's external living space built offers you the best combination of aesthetics, function, and luxury you could want when camping.



There is a slide out unit 2-plate gas top, large washup basin with a shower head that can be extended to rinse that bushveld 3 leg potjie on the ground. As well as additional packing space.

The Fridge/Freezer slides out on the nose of the caravan, with the geyser and gas bottles located at the back this unit.



Inside the popup kitchen you will find ample space for your easy to access foods and snacks. The top shelf is also accessible from the inside of your caravan for midnight snacking.



Interior Finish

The choice is yours! At BorderX we value the opinion of the client and is more than willing to make minor adjustments where requested. We do recognize that everyone camps different, therefor we have a wide range of options available.

To add your own personal touch, you get to choose the colour and material used for your upholstery. The same with the flooring. This is your second home.

Depending on the chosen layout, we aim to provide a clean luxurious feel in the bushveld.



SAFETY

No “fold out” or “pull out” involved, which also brings in a huge advantage as far as safety is concerned.



Interior Finish – Cupboards

Most of the layouts come standard with 6 aluminum boxes which also takes an ammo crate if one chooses to or can just be used as shelf space. These cupboards have canvas doors in front which one can close when driving. We don't do cupboard doors that hinge close, as this normally is the first thing that fails during offroad adventures.

An optional upgrade is to have drawers installed instead of these boxes.

A washup basin with hot and cold water is also standard.




Main Bed Options

Main Bed in front can either be a big king size extra-long bed. Or split such that one can walk in to sit easier. It is almost like having 2 separate beds. This is very popular with our client with knee problems. You still have the option to make it a solid bed with filler cushion provided.




Third Bed option

This layout is for a family of 3. In this case you will lose the option to have a washup basin inside.



Layout Options

Under the main bed you can store your porta potty, or add additional drawers:



Layout Options -continue

For those clients that want a permanent porta potty there is a solution.



As well as an optional outside shower.



If you want somewhere to sit on cold windy days, we can add an optional dinette inside:



Our latest improvement is an optional permanent fitted fold down step.



CONTACT US

Werner +27 82 929 0824

Desna +27 82 929 0854

info@borderx.co.za

**26 Jakaranda, Coachman Crescent Building 8, Hennospark,
Centurion, 0157**

[VISIT OUR WEBSITE](#)